

Decora® Manual-ON Occupancy Sensor Product Specifications

IPP15-1L

Decora® Manual-ON Occupancy Sensor IPP15-1L

APPLICATION

Leviton's Cat No. IPP15-1L Decora® Manual-ON Occupancy Sensor acts like a standard wall switch and complies with the California Title 24 Residential Lighting Standards for 2005. It has the added energy savings benefit that if you forget to turn the lights OFF, the lights will turn OFF automatically if motion is not detected within the coverage area. The Manual-ON Occupancy Sensor can be used in a variety of residential applications including:

Bathrooms	Basements	Bedrooms
Garages	Utility/Laundry Rooms	Dining Rooms
Hallways	Living/Family Rooms	Kitchens

The unit installs in place of a single-pole or 3-Way wall switch and fits in a standard wallbox. The unit can be used for switching incandescent, fluorescent and electronic or magnetic low voltage lighting with ballasts.

OPERATION

The IPP15-1L uses passive infrared (PIR) detection technology to monitor a room for occupancy through a segmented Fresnel lens. This specialized lens divides the field of view into sensor zones. After the switch is manually turned ON, when a person passes into a sensor zone, the sensor detects motion and keeps the lights ON. The lights will remain ON as long as there is an occupant moving through the sensor zones.

A delayed-OFF time adjustment prevents the lights from switching OFF when the space is occupied. In order to keep the lights ON, a person must pass through a sensor zone at least once during the selected delayed-OFF time interval. An LED indicator blinks each time the unit detects activity in the sensor zone. When the sensor's monitored space is unoccupied for the delayed-OFF interval, the unit will switch the lights OFF. If motion is detected within 30 seconds after the lights have turned OFF, the lights will turn back ON. If no motion is detected within 30 seconds, the lights will remain OFF and must be turned back ON manually.

To ensure longer service life and compatibility with electronic ballasts, the device carefully times its switching contact opening and closing with the zero crossing point of the AC power curve. This minimizes contact wear caused by in-rush currents from electronic ballasts.



Cat. No. IPP15-1L

Manual-ON Operation

The unit will not turn lights ON automatically when motion is detected. Lights can only be turned ON by manually pressing the push-button. The lights will remain ON as long as the unit detects activity in the sensor zones.

Auto/Manual-OFF Operation

The IPP15-1L will turn the lights OFF automatically after the space becomes vacant and the delayed-OFF time expires. Lights also can be turned OFF manually at any time by pressing the push-button.



SPECIFICATION SUBMITTAL

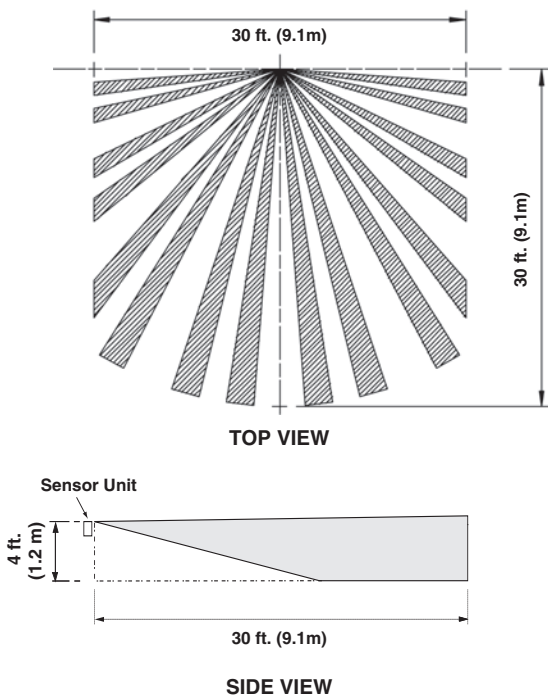
JOB NAME:	CATALOG NUMBERS:		
<input type="text"/>	<input type="text"/>	<input type="text"/>	<input type="text"/>
JOB NUMBER:	<input type="text"/>	<input type="text"/>	<input type="text"/>

MULTI-LOCATION CONTROL

The IPP15 has true 3-Way and multi-location control capabilities. When used with the IPPOR, Matching Sensor Remote, these devices are ideal for conveniently controlling lighting with 2 or more entrances or in large or L-shaped rooms where detection capabilities with a single sensor is typically inadequate. The IPP15 can also be used with the Vizia™ Switch Remote, VZOSR, where a single sensor provides adequate detection coverage. And lastly, the IPPOR, Matching Sensor Remote, can also be paired with any Vizia dimmer to afford the combined benefits of energy efficiency and lighting control comfort.

FIELD OF VIEW

The IPP15-1L and IPPOR provide a 180° field of view with a maximum coverage area of approximately 900 square feet. The maximum sensing distance in front of the sensor is 30 feet and at each side is 15 feet. A “minor-motion” zone detects relatively small body movements and allows the lights to stay ON even though a person may not be moving or walking around the room. The remainder of the field of view, the “major-motion” zone, exhibits a lesser degree of sensitivity and requires larger movements.



ENHANCED ADJUSTMENT OPTIONS

The IPP15-1L and IPPOR will deliver optimum performance in a wide variety of residential applications. There are adjustment options for sensitivity, delayed-OFF time, and field-of-view. These adjustment options will customize the performance to meet the needs of a specific installation. To avoid tampering, all adjustments must be accessed by removing the control panel cover beneath the wallplate. A small flat-head screwdriver can be used to adjust the control knobs. The field-of-view blinders are finger-tip operated. Controls are labeled as follows:

ENHANCED ADJUSTMENT OPTIONS (cont.)

Blinders

Integral sliding blinders on each side of the lens may be used to restrict the 180° field of view down to 32°. This will prevent unwanted detection in areas such as hallways.

Time

The delayed-OFF default time is preset at 30 minutes. A choice of four delayed-OFF time settings is available: 30-seconds (for walk test purposes only), 5 minutes, 15 minutes, and 30 minutes.

Range

The range can be adjusted from 100% to 36% of the total coverage area. This allows the unit to ignore motion at the far end of its range and avoid keeping the lights ON unnecessarily.

SPECIFICATIONS:

The device listed herein shall be a Decora® Manual-ON Occupancy Sensor, capable of detecting infrared emissions from human presence and responding by keeping incandescent, low-voltage, and fluorescent lighting loads ON. If this unit does not detect movement after a preset period of time, it will respond by switching its assigned load OFF. The unit shall switch at the zero crossing point of the AC power curve to ensure maximum relay contact life and compatibility with electronic ballasts.

The Manual-ON Occupancy Sensor shall be equipped with a push-button to provide manual ON/OFF switching in accordance with California Title 24 requirements. The Sensor shall feature adjustable delayed-OFF time as well as provide sensitivity adjustment and integral sliding blinders to customize the horizontal field of view. The unit shall be capable of providing optional Manual-ON/Automatic-OFF operation. If motion is detected within 30 seconds after the load has been turned OFF due to the absence of motion, the lights will turn back ON. If 30 seconds expires, the lights (load) must be turned ON manually. The unit shall be capable of controlling the load in single-pole, 3-Way or more applications.

FEATURES AND BENEFITS

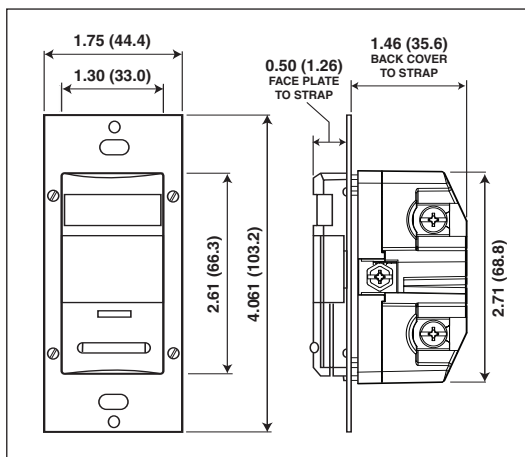
- Manual-ON/Automatic OFF operation in accordance with California Title 24 2005 requirements.
- Low-profile design eliminates an obtrusive “scanning-device” look. Elegant Decora styling complements any interior and coordinates with Leviton’s popular line of Decora wiring devices.
- IPP15 provides a true 3-Way feature when used with the IPPOR, Manual-On Occupancy Sensor Remote or the VZOSR, Vizia Switch Remote.
- 180° field-of-view provides approximately 900 square feet of coverage suitable for bathrooms, basements, garages, utility rooms, and a variety of other residential areas.
- Convenient push-button provides Manual ON/OFF light switching at any time.

FEATURES AND BENEFITS (cont.)

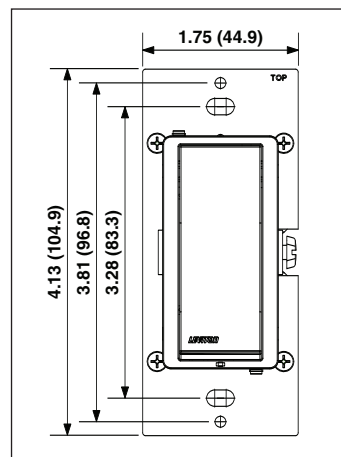
- Segmented Fresnel lens provides optimum sensitivity and performance. It is designed with an extensive “minor motion” area where even slight body movements will be detected.
- Horizontal field of view may be adjusted between 180° and 32° of arc by using integral blinders located on either side of the lens.
- Four optional manual adjustments for delayed-OFF time settings maximize energy savings: 30 seconds (for walk test), 5 minutes, 15 minutes and 30 minutes.
- LED indicator light flashes when sensor detects motion to verify detection is active.

- Unit can be used for 120V lighting. Compatible with both electronic and magnetic ballasts.
- Relay switches at the zero crossing point of the AC power curve to ensure maximum contact life and compatibility with electronic ballasts.
- Fits in standard wallbox. Gangable with other units.
- Requires a neutral (white) wire connection.
- UL Listed and CSA Certified, complies with California Title 24 2005 Energy Code and FCC regulations.
- Five-Year Limited Warranty.

DIMENSIONAL DIAGRAMS

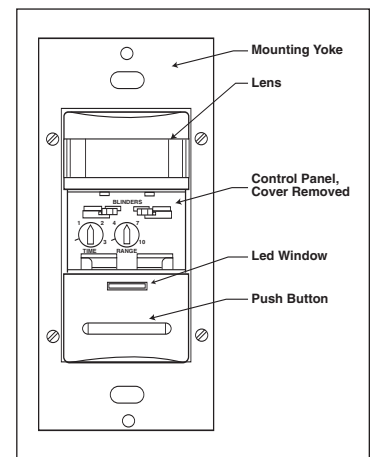


Cat. Nos. IPP15-1L/IPP0R



Cat. No. VZ0SR

USER INTERFACE



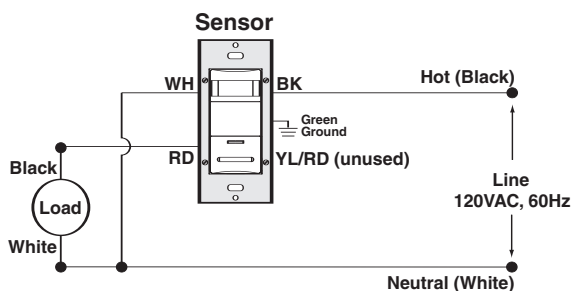
INSTALLATION

The IPP15 can be used as a single-pole device or in a 3-Way application with an IPP0R, Matching Sensor Remote or a VZ0SR, Vizia Switch Remote. These devices require a neutral white wire and mount in a standard wallbox. The unit's integral blinders may be used to restrict the field of view to prevent unwanted detection of hallway traffic. Occupancy Sensors

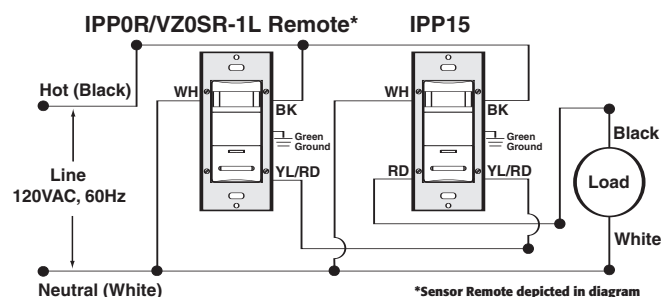
should be positioned at least 6 feet away from HVAC registers. Obstructions such as furniture, windows, glass shower doors, etc. may prevent the sensor from detecting motion.

Note: When the unit is powered up, it will take approximately one minute to begin normal operation.

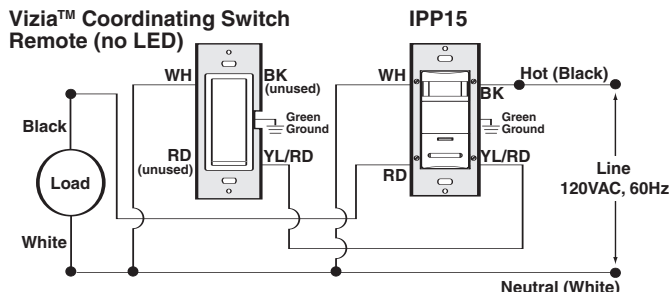
Single Pole Wiring Diagram



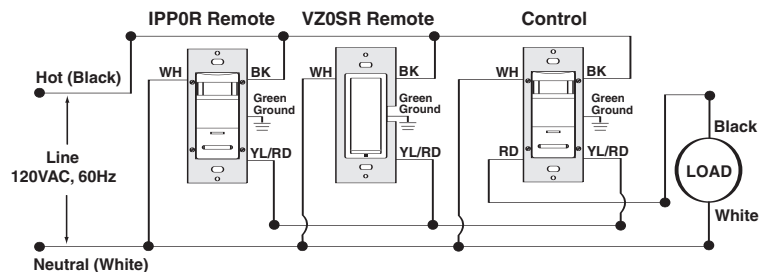
3-Way Wiring Diagram with Sensor Remote or Vizia Matching Switch Remote



3-Way Wiring Diagram with Vizia Coordinating Switch Remote



Wiring Diagram for Multi Location Control



PHYSICAL SPECIFICATIONS

Operating Temperature Range	0°C to 50°C
Storage Temperature Range	-10°C to 85°C
Relative Humidity	20% to 90% non-condensing
Agency Approval	UL Listed/CSA Certified/NOM Complies with California Title 24 2005 Energy Code Complies with FCC Regulations

ELECTRICAL REQUIREMENTS

Line Voltage	120 VAC
Operational Frequencies	60Hz
Screw Terminal Designation	Line—Black Load—Red Neutral—White Traveller—Yellow Ground—Green
Load Rating	Incandescent: 1800W @ 120V Fluorescent: 1800VA @ 120V Motor: 1/2 HP @ 120V

WARRANTY INFORMATION: Five-year limited warranty

ORDERING INFORMATION

Cat. No.	Description	Colors
IPP15-1L	Decora® Manual-ON Occupancy Sensor, 120V rating, Single-pole, 3-Way	-I (Ivory), -W (White), -A (Almond), -T (Light Almond)
IPP0R-1L	Decora® Manual-ON Occupancy Sensor Remote	-I (Ivory), -W (White), -A (Almond), -T (Light Almond)
VZ0SR-1L	Vizia™ Matching Switch Remote (lighted)	-X (White/Ivory/Almond), -Z (White/Ivory/Light Almond)
VZ0SR-10	Vizia Coordinating Switch Remote (unlighted)	-X (White/Ivory/Almond), -Z (White/Ivory/Light Almond)

Leviton Manufacturing Co., Inc.

59-25 Little Neck Parkway, Little Neck NY 11362-2591

Customer Service: 1-800-323-8920 • FAX: 1-800-832-9538 Tech Line: 1-800-824-3005

Leviton Manufacturing of Canada, Ltd.

165 Hymus Boulevard, Pointe Claire, Quebec H9R 1E9 Customer Service: 1-800-469-7890 • FAX: 1-800-563-1853

Leviton S. de R.L. de C.V.

Lago Tana 43 Mexico DF, Mexico CP 11290 Tel. (+52) 55-5082-1040 www.leviton.com.mx

Vizia is a trademark of Leviton Manufacturing Co., Inc.

Note: Features and specifications subject to change
Patents Pending ©2006 Leviton Manufacturing Co., Inc.

Visit our Website at: www.leviton.com

© Copyright 2006 Leviton Manufacturing Co., Inc.